


ARV Individual Series



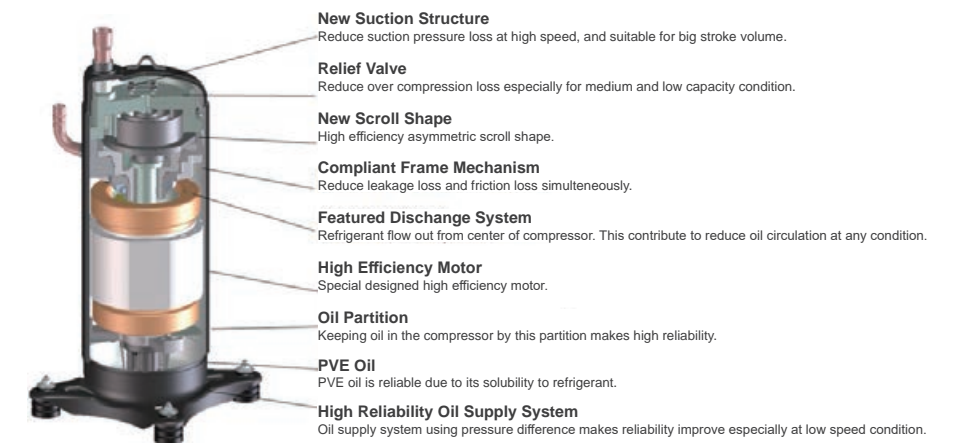
Individual VRF

ARV Individual Series



High Efficiency

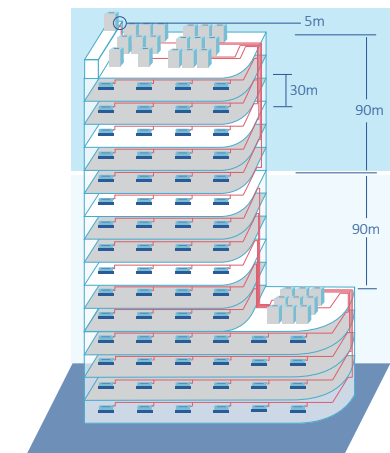
Dual DC inverter compressor for each model.
 Large heat exchanger with high performance. Ensuring the compression ratio always in safety zone.
 High precision and stepless regulation of the output capacity.



Long Piping Length

- Max. Total piping length — 1000m
- Max. Actual piping length — 190m
- Max. piping length from 1st indoor branch to the farthest indoor unit — 40m/90m*
- Max. Level difference between outdoor units — 5m
- Max. Level difference between indoor units — 30m
- Max. Level difference between ODU and IDU units — 90m

*The longest length after first branch is 40m as standard can be extended to up to 90m under certain conditions. Please contact your local dealer for further information.





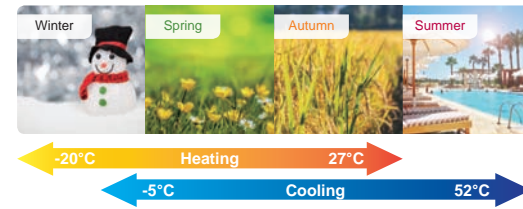
ARV Individual Series

ARV Individual Series 380~415V-50Hz

HP			22	24	26	28	30	32
Model	Outdoor	50Hz	ARV-H620/5R11	ARV-H670/5R11	ARV-H730/5R11	ARV-H780/5R11	ARV-H850/5R11	ARV-H900/5R11
Capacity	Cooling	kW	61.5	67	73	78.5	85	90
	Heating	kW	69	75	81.5	87.5	95	100
Electric Data	Power supply	V-,Hz,Ph	380~415, 50, 3	380~415, 50, 3	380~415, 50, 3	380~415, 50, 3	380~415, 50, 3	380~415, 50, 3
	Cooling input	kW	18.67	20.1	21.9	23.7	25.8	27.5
	EER	W/W	3.29	3.33	3.33	3.31	3.29	3.27
	Heating input	kW	17.75	19.3	20.2	22	24.4	26.3
Performance	COP	W/W	3.89	3.89	4.03	3.98	3.89	3.80
	Air Flow Volume	m³/h	21000	21000	28000	28000	30000	30000
Compressor	Sound Pressure level	dB(A)	≤63	≤63	≤65	≤65	≤65	≤65
	Type		DC inverter	DC inverter	DC inverter	DC inverter	DC inverter	DC inverter
Fan Motor	Quantity		2	2	2	2	2	2
	Type		AC motor	AC motor	AC motor	AC motor	AC motor	AC motor
Max. No. of Indoor Units	Quantity		2	2	2	2	2	2
	Connection Ratio		50~130%	50~130%	50~130%	50~130%	50~130%	50~130%
Dimension (WxDxH)	Net	mm	1590x765x1600	1590x765x1600	2350x765x1600	2350x765x1600	2350x765x1600	2350x765x1600
	Packing	mm	1650x815x1770	1650x815x1770	2410x815x1770	2410x815x1770	2410x815x1770	2410x815x1770
Weight	Net	kg	400	400	500	500	500	500
	Gross	kg	420	420	515	515	515	515
Refrigerant Type			R410A	R410A	R410A	R410A	R410A	R410A
Pipe Diameter	Liquid Side	mm	15.88	15.88	19.05	19.05	19.05	19.05
	Gas Side	mm	28.6	28.6	34.9	34.9	34.9	34.9
Operation Range	Cooling	°C	-5~52	-5~52	-5~52	-5~52	-5~52	-5~52
	Heating	°C	-20~27	-20~27	-20~27	-20~27	-20~27	-20~27
Stuffing Quantity	20/40/40H	unit	7/14/14	7/14/14	4/8/8	4/8/8	4/8/8	4/8/8

Wide Operation Range

No matter the ambient temperature is as high as 52°C in hot summer or -20°C in cold winter, the system can operate perfectly and supply comfortable environment for users.

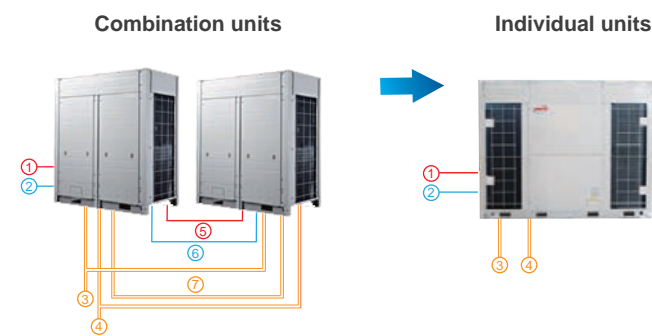


Easy Installation

Easy installation and less material consumption (compare with combination units).

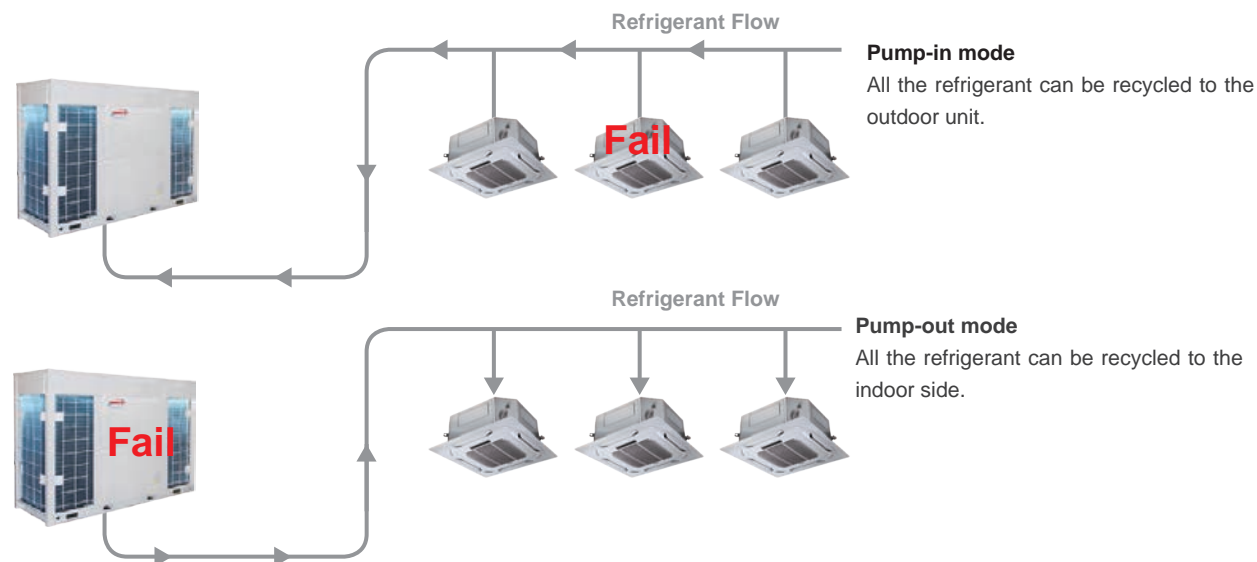
- ① Power & grounding wire
- ② Communication wire
- ③ Main gas pipe
- ④ Main liquid pipe
- ⑤ Power & grounding wire
- ⑥ Communication wire
- ⑦ Oil balance pipe

Compact structure and less occupied space.



Easy Maintenance

Auto refrigerant recycling (Optional function), easy operation, refrigerant-saving and environment-friendly.



Notes:
 1. Cooling Capacity: Indoor temperature 27°C DB/19°C WB; Outdoor temperature: 35°C DB/ 24°C WB.
 2. Heating Capacity: Indoor temperature 20°C DB; Outdoor temperature: 7°C DB/ 6°C WB.
 3. Piping Length: Equivalent piping length: 7.5m, level difference: 0m.
 4. Anechoic chamber conversion value, measured in test room. During actual operation. These values are normally somewhat higher as a result of ambient conditions.
 5. The above designs and specifications are subject to change without prior notice. Final specifications please refer to technical specification provided by sales representative.
 6. Sound values are measured in a semi-anechoic room, at a position 1m in front of the unit and 1.3m above the floor.
 7. The above combined types are factory-recommended type. The combined type also can be combined at will.